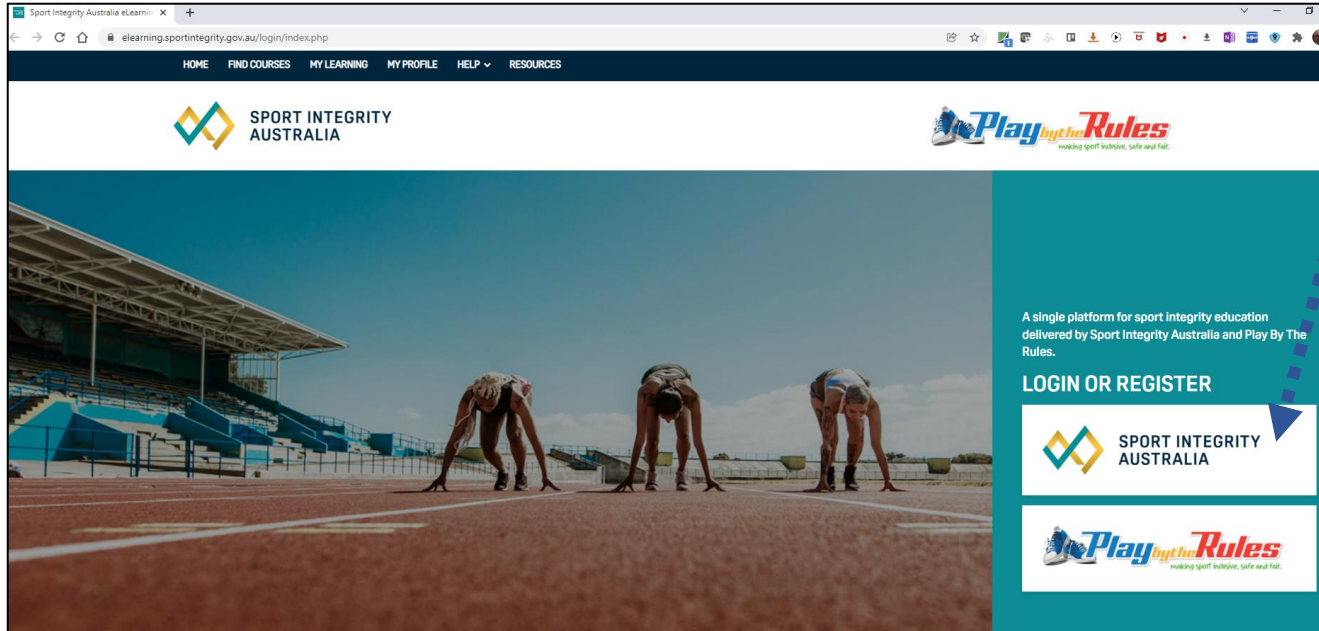


Sports Integrity Australia - PBTR

Courses:

Sports Integrity Australia – e Learning



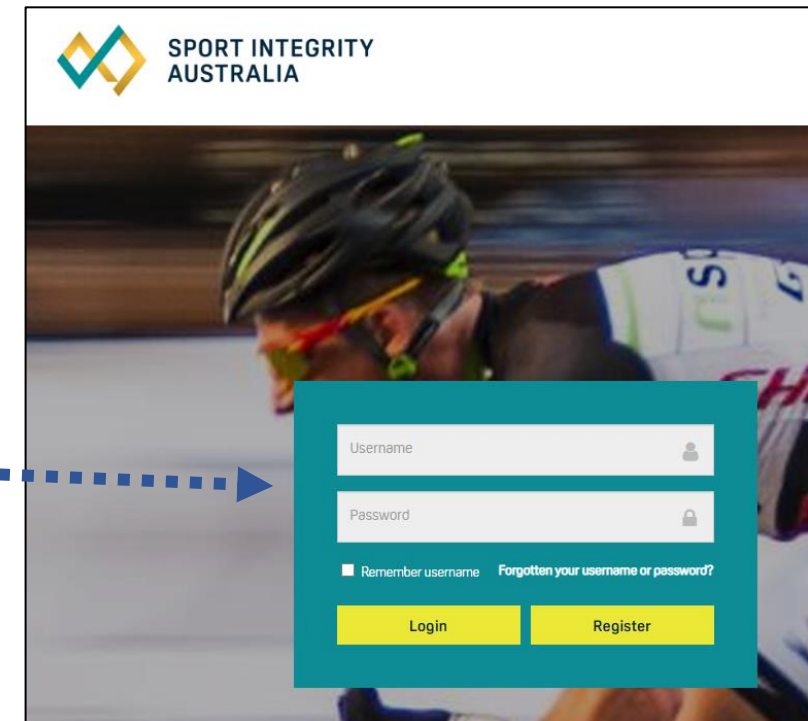
Navigate to:

- <https://elearning.sportintegrity.gov.au/login/index.php>
- You will need to register and create an account – suggest the Sports Integrity Australia Account

Create the account and then login to begin undertaking the various course they have to offer. The two required courses are:

- ***PBTR – Harassment and Discrimination***
- ***PBTR - Child Protection and Safeguarding***

They are straightforward to complete.



e Learning - Navigation

The screenshot shows the eLearning dashboard for Victor Segnan, Kendo. The top navigation bar includes links for HOME, FIND COURSES, MY LEARNING, MY PROFILE, PRINT CERTIFICATE, HELP, and RESOURCES. The user's name, VICTOR SEGNAN, and a PRINT CERTIFICATE button are visible. The main content area is divided into two columns. The left column, titled 'What's new', contains announcements about course updates and new offerings. The right column, titled 'Your courses to be completed', lists two courses: 'Anti-Doping Fundamentals (previously Level 1)' and 'Ethical Decision Making - Moral Duty or Team Duty?', both with progress bars showing 0%. Below this, it says 'Displaying 1 - 2 of 2 results'. At the bottom, a 'My Courses' section is partially visible, showing a course titled 'Child Safeguarding in Sport Induction'.

There are courses that present on the first page, but you will need to navigate further.

Scroll down the page to get to the **MORE COURSES** button. Click it and it will present a lot more courses – including our focus course.

This section displays two course cards. The first card is for 'Annual Update 2022 (formally Level 2)', featuring an image of a high jumper and a description: 'This course is for athletes and support personnel who need to stay up to date on the latest integrity information. This course is updated annually to reflect current trends in anti-doping and broader integrity issues.' The second card is for 'PBTR - Child Protection and Safeguarding', featuring an image of diverse children and a description: 'The PBTR Child Protection and Safeguarding course is designed to help users: Recognise the Child Safe Standards and find relevant Child Protection Legislation; Identify your role in child protection and safeguarding and work through what to do if child abuse occurs in your sport or club; Define the types, signs, risk factors and impacts of child abuse in a sport or club setting; and Identify steps to create a child safe environment in your sport or club.' A blue dashed arrow points from the 'MORE COURSES' button at the bottom right of the second card to the 'MORE COURSES' button at the bottom right of the entire section.

Finding PBTR Harassment and Discrimination

The focus courses are:

PBTR – Child Protection and Safeguarding
PBTR - Harassment and Discrimination

Click on the courses and complete them.
There are things to read, things to watch,
things to answer.

At the end of each courses there are 10
question tests that require at least 80%
(8/10) pass to complete each course.
You can repeat the tests if needed.

All in all it should not take that long to
complete.

<p>Anti-Doping Fundamentals Course (formerly Level 1) Comprehensive anti-doping education designed for all athletes and support personnel participating in competitive sport. Enrolled</p>	<p>Child Safeguarding in Sport Induction The Child Safeguarding in Sport Induction course is for any person and any organisation who is bound by the Child Safeguarding policy. The course provides the foundation knowledge and education required to</p>	<p>National Integrity Framework This course provides sport administrators with background on Sport Integrity Australia, the development of the National Integrity Framework, and why it was developed including an overview of each Policy.</p>	<p>PBTR - Child Protection and Safeguarding The PBTR Child Protection and Safeguarding course is designed to help users: Recognise Completed</p>
<p>Beijing 2022 The course is specifically designed for athletes competing at the Games, however it is available for anyone who is interested in the rules of the Games.</p>	<p>Annual Update 2022 (formerly Level 2) This course is for athletes and support personnel who need to stay up to date on the latest integrity information. This course is updated annually to reflect current trends in anti-doping and broader integrity issues. A badge is issued upon completion and expires</p>	<p>Parents' Guide to Clean Sport Designed to teach parents of young athletes about the Anti-Doping rules, doping risks, healthy sport culture, nutrition and the risks of supplement use.</p>	<p>PBTR - Member Protection Information Officer (MPIO) MPIO training is provided in two parts: the online course and the local face to face training.</p>
<p>Introduction to Illicit Drugs in Sport This course follows the story of four athletes who have it all in front of them. Find out how they get on, and what decisions they could have made to turn the situation around.</p>	<p>PBTR - Harassment and Discrimination The PBTR Harassment and Discrimination online course is an interactive course that provides an introduction to discrimination law and the associated consequences. Completed</p>	<p>Getting to Grips with Ethics in Sport A training course on how to apply values and ethics to complex 'grey' areas in sport. Ethical Decision Making - Starter Course: This course aims to help users understand the ethical decision making process. Enrolled</p>	<p>PBTR - Complaint Handling The PBTR Complaint Handling course is designed to help users understand strategies around how to handle complaints appropriately and efficiently. Participants are encouraged to complete both the Child</p>

Complete the Courses

It takes a little bit of extra clicks till you can start the course, but it is pretty self intuitive.

At the end you can see some details that show you have completed the course. It also provides when you will need to repeat the course.

There are items called Badges. This is a bit tricky to get to – see next pages.

The screenshot shows the user interface of the Sport Integrity Australia Play by the Rules website. The top navigation bar includes links for HOME, FIND COURSES, MY LEARNING, MY PROFILE, PRINT CERTIFICATE, HELP, and RESOURCES. The user is logged in as VICTOR SEGNAN. The main content area displays the course title "PBTRs - Harassment and Discrimination" with a description: "The PBTR Harassment and Discrimination online course is an interactive course that provides an introduction to discrimination law and discusses the implications of discrimination and harassment on sports clubs and associations. It provides users with an understanding of discrimination and harassment and what to do if an incident occurs. Once completed, this course will reset as it has a two year expiry date and the course will need to be completed again. PLEASE NOTE: IT MAY TAKE AN HOUR TO DISPLAY THE BADGE ON YOUR CERTIFICATE FOR THIS COURSE." A sidebar on the left lists "Participants", "Badges", "PBTRs - Harassment and Discrimination", and "COURSE". A blue dashed arrow points from the "COURSE" link in the sidebar to the "COURSE" button at the bottom of the main content area. The right sidebar contains sections for "Administration" (Course administration, Unenrol me from PBTR - Harassment and Discrimination), "Search forums" (with a search bar and GO button), and "Upcoming events" (stating there are no upcoming events).

Check out your Badge and Completion Details

SPORT INTEGRITY AUSTRALIA

VICTOR SEGNAV
KENDO

PRINT CERTIFICATE

My Badges

Sort badges: Alphabetically

Show expired badges: ☐

VIEW MY BADGES DOWNLOAD CERTIFICATE

PBTRs - Child Protection and Safeguarding 2022 - expires 2 years from issue date
6 January 2022

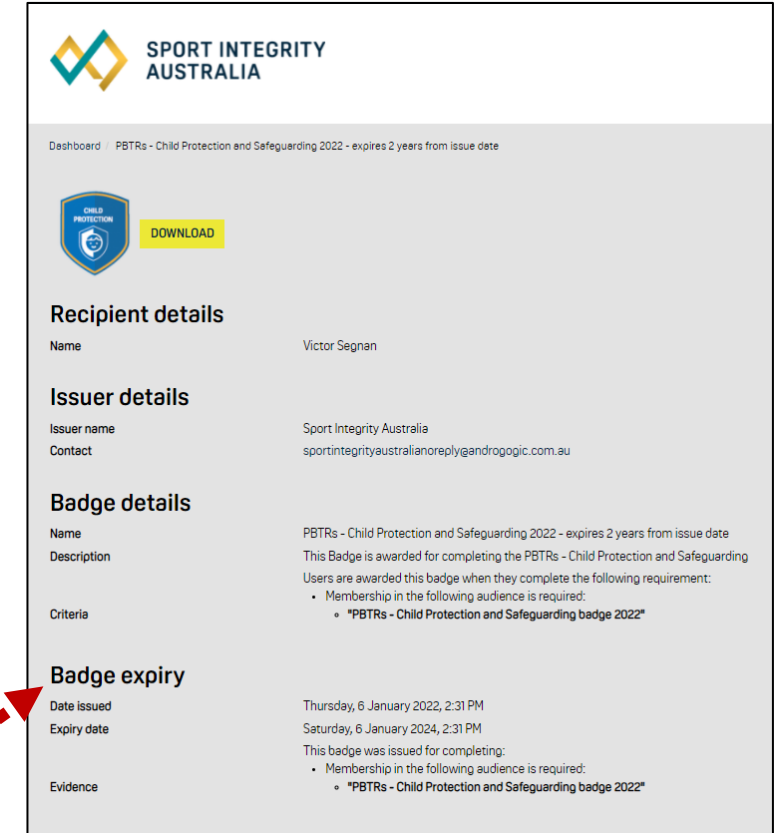
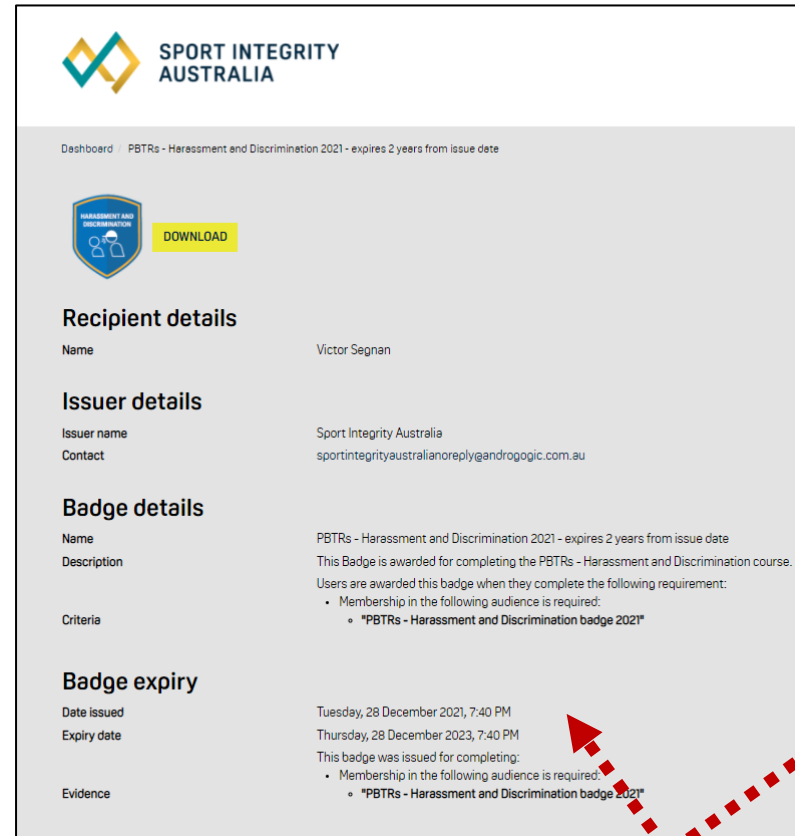
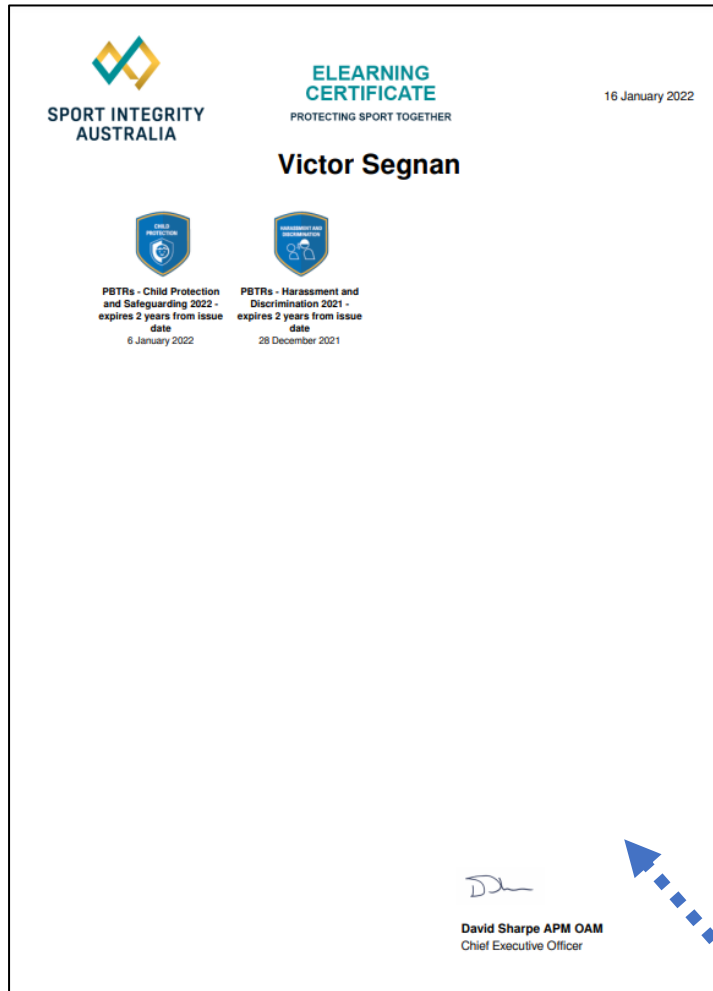
PBTRs - Harassment and Discrimination 2021 - expires 2 years from issue date
28 December 2021

As mentioned there are something called badges and you can also download a certificate (don't get too excited about the certificate). First click on PRINT CERTIFICATE to arrive at the below page.

The badges can be downloaded, but they are only weird little .png files.

Click on the button: VIEW MY BADGES
Then click on the actual Badges they provide detailed information. I suggest you take a screen print and keep for your records.

See Your Badge and Completion Details



When you click on the actual badges you get the above details – screen print these and save them somewhere for reference.

When you click on DOWNLOAD CERTIFICATE you end up with the page on the left